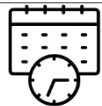








## Etone Exceeding Excellence

### How We Learn – Session 6 – Self-testing

#### Summary

#### Revision Process Overview

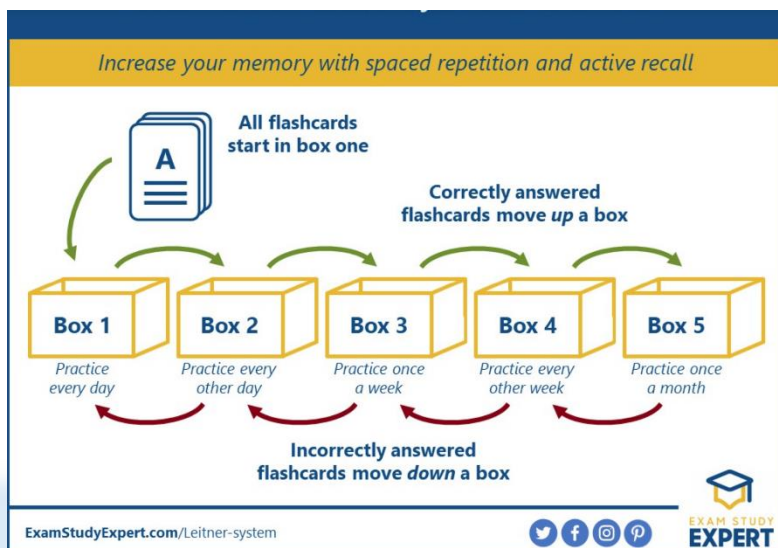
Plan	
Audit	
Test Knowledge	
Fill gaps	
Test	
Apply to Exam Questions	
Repeat	

#### Revision Guides

- Use checklists to RAG / Diagnose gaps
- Chunking / topics – create a revision plan
- Identify content – do something with it – eg, transfer from text to diagram
- Quizzes / questions – do them and check them (ask someone to test you)
- Glossaries – high tariff vocabulary – test yourself

#### Flashcards

- You can buy / make them – on paper / electronically (<https://www.brainscape.com/>)
- The best way to use them to test for knowledge is to write the question on one side, and the and answer on the other.
- Remember the forgetting curve? Use 'The Leitner System'



### Exam Questions

- Exam Board Websites
- Revision sites / books
- Resources from Etone
- Learn the structures (write your own questions)
- Look at the marks assigned
- Plan timings

### Mark Schemes

- Useful checklists for knowledge – RAG / tick off
- Useful for creating a plan
- Remember in some subjects, not everything on a mark scheme is required
- Online and from school

### Parents / Carers can ...

- Provide a quiet place to study.
- Display Revision Timetables prominently / ask questions about progress.
- Test pupils from flashcards / glossaries / revision guides / exam questions (note any knowledge which is not secure).

Recording: <https://youtu.be/0LBaYlrOhHw>

